





Online Safety Presentation for Parents

Keeping young people
safe on the Internet

The Internet is great!

The Internet is an amazing place, full of information and tools

- Information for homework and research
- E-mail
- Photos and images
- Shared videos and music
- Ways of communicating with friends and family - video calling
- Games and puzzles and entertainment
- Online shopping, travel booking and
- Up to date news and opinion



WIKIPEDIA
The Free Encyclopedia



Logo Quiz



Facebook



Messenger




WhatsApp



Twitter



Instagram



You Tube



Kik



Omegle



Snapchat



Twitch



Tik Tok



Facecast



Steam



Roblox



Miniclip



Fortnite



Minecraft



Popjam

What do young people do online?

Children enjoy many different activities online...



- Watching
- Talking
- Playing
- Reading
- Creating
- Sharing



Where do young people go online?

Children have access to the Internet in many places, often with no adults present...

- Computers and laptops in their bedroom
- At their friends houses
- At school during lessons
- At an after-school club
- At the library or IDEAS Store
- At the shopping centre
- At a youth centre or sports centre
- At a cyber-cafe



How do young people go online?

Young people have access to the Internet on many different devices and technology

- Computers and laptops
- Mobile phones and smart phones
- iPads and tablets
- Some TVs and DVD players
- Game Consoles - Wii, PlayStation,
- Hand-Held game devices - Nintendo



What are the dangers?



There are some dangers when using the Internet...

- Strangers getting access to your personal information
- Finding false, biased or inaccurate information
- Downloading a computer virus
- Signing up to expensive contracts or scams
- Seeing unsuitable material and images
- Talking to strangers
- Arranging to meet people you don't know
- Being bullied online - cyber-bullying
- Strangers finding your location

Smart Mobile Phones

Many young people have smart phones that can connect to the Internet

- Smart phones have built-in cameras
- This allows young people to take a **photograph** or video clip **anywhere** and upload it **instantly** to the Internet
- Most phone contracts now have huge or unlimited text allowances
- Texting can sometimes lead to **cyber-bullying** which should be reported



Messaging and Social Networking

Most messaging apps now have built in social networking tools. Some of the potential dangers for young people include:

- You can sometimes share your location, and see people nearby - this might allow strangers to know exactly where you are
- Apps that combine imaging and social networking (eg Instagram) encourage you to post images from your home, school and other places that should remain private
- Most social networking apps have age restrictions, but don't check - young people can be meeting others of any age



How to Share Your Location with Friends

In Google Maps!



Most social networking sites have **privacy controls** to allow you to control who can see what you post and share

These privacy controls are often complicated and need to be gone through carefully, step by step with your children

Location

**How to Share
Your Location
with Friends**



In Google Maps!

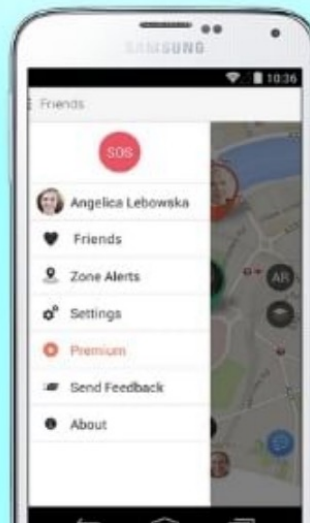


Find My Friends & Buddies

Locate your friends
in real time



Share **free** messages
with your friends



Meet your
friends easily



Let friends follow your
location on the map



Digital Footprint

Profile
Only use your first name.
Do not give out any personal information

Privacy
Keep your passwords and personal details private.

Protect
Keep evidence and don't bully back, tell an adult.


Permission
Make sure you have permission to view and share information online.

Positive
Make sure the information you share is positive.

5 P's for a positive Digital Footprint

@misskyritsis
CC BY NC

adapted from the Queensland Government



10 THINGS TO KNOW ABOUT DIGITAL FOOTPRINTS

- 1 When you search and interact online, a **trail of info** is left behind.
- 2 Elements of your digital footprints can be **searched or shared**.
- 3 Digital footprints can be **helpful or harmful** to your reputation both now and in the future.
- 4 Once online, things can exist **forever** (even if deleted).
- 5 Always **think** before you post online.
- 6 Personal information or opinions sent to one person can be **shared** with a larger audience.
- 7 **Googling yourself** can be a worthwhile exercise.
- 8 Old or inactive accounts should be **disabled or deleted**.
- 9 Keep personal details private and control the **privacy settings** on your accounts.
- 10 Be mindful of the digital footprints of **others** (e.g. Ask before tagging photos).

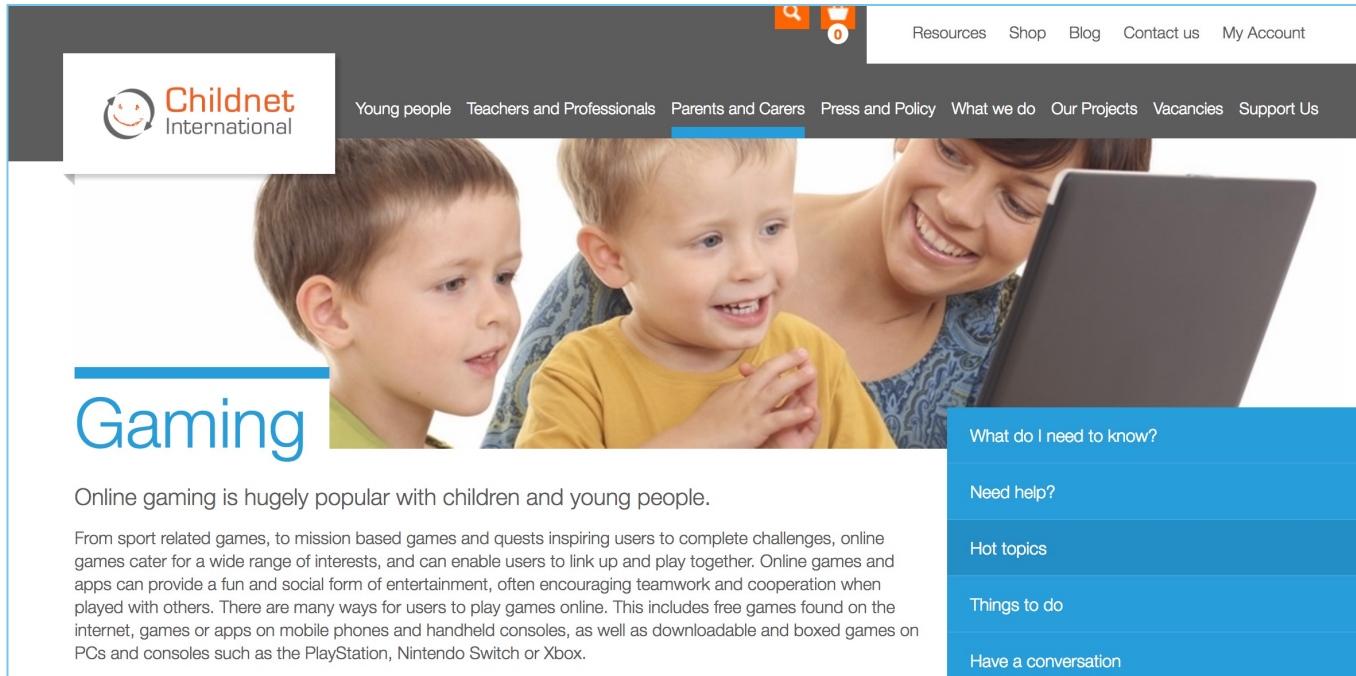
Online Games

Many game consoles and hand held devices can connect to the Internet

- Players can **play together** and compete online
- Players are often playing with **complete strangers in different countries** so need to be careful about sharing personal information
- Consider using **speakers rather than headphones** for your child so you can hear the conversations they are having with other game players
- Young people can spend a lot of time playing computer games – time needs to be **organised and managed** – you can say **NO!**



Getting Help with Online Games



The screenshot shows the Childnet International website. The top navigation bar includes links for Resources, Shop, Blog, Contact us, and My Account. Below this, a secondary navigation bar lists Young people, Teachers and Professionals, Parents and Carers, Press and Policy, What we do, Our Projects, Vacancies, and Support Us. The main content area features a large image of a woman smiling while two young boys look at a laptop. To the left of the image, the word 'Gaming' is written in a large, blue, sans-serif font. Below the title, a paragraph reads: 'Online gaming is hugely popular with children and young people. From sport related games, to mission based games and quests inspiring users to complete challenges, online games cater for a wide range of interests, and can enable users to link up and play together. Online games and apps can provide a fun and social form of entertainment, often encouraging teamwork and cooperation when played with others. There are many ways for users to play games online. This includes free games found on the internet, games or apps on mobile phones and handheld consoles, as well as downloadable and boxed games on PCs and consoles such as the PlayStation, Nintendo Switch or Xbox.' To the right of the text is a vertical menu with five blue buttons: 'What do I need to know?', 'Need help?', 'Hot topics', 'Things to do', and 'Have a conversation'.

Childnet International

Resources Shop Blog Contact us My Account

Young people Teachers and Professionals Parents and Carers Press and Policy What we do Our Projects Vacancies Support Us

Gaming

Online gaming is hugely popular with children and young people.

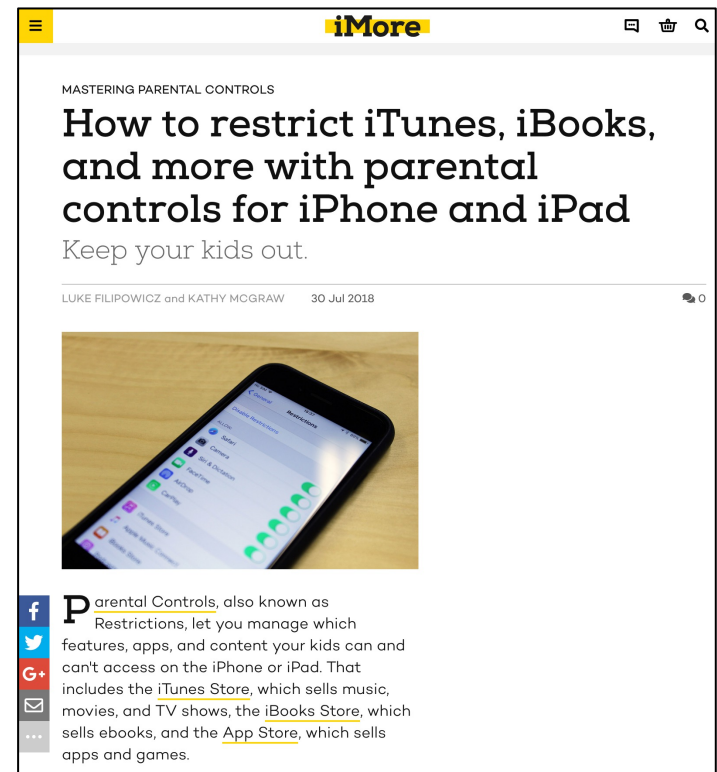
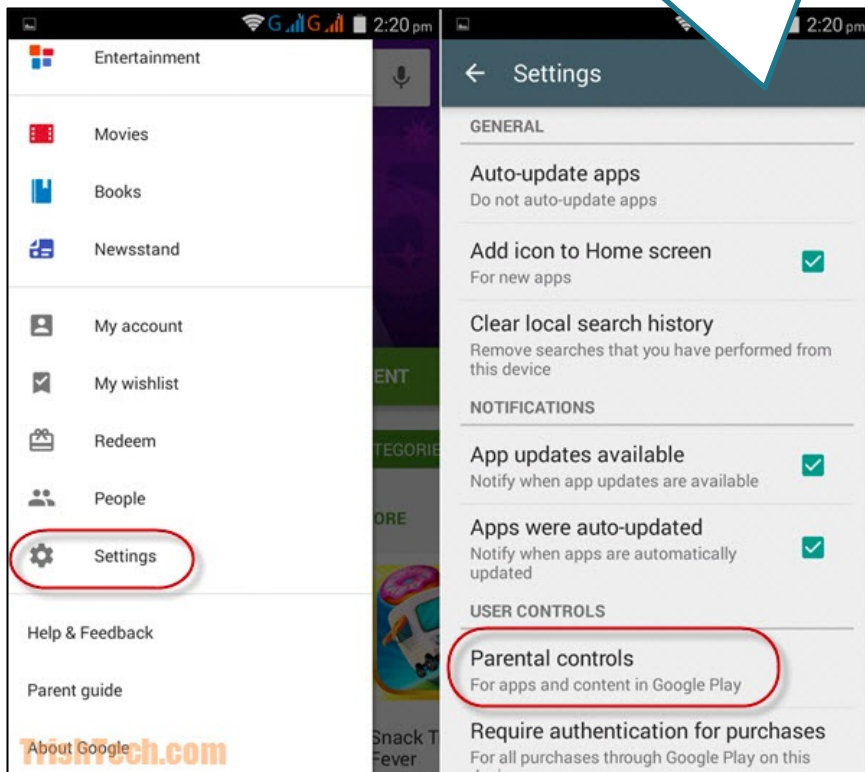
From sport related games, to mission based games and quests inspiring users to complete challenges, online games cater for a wide range of interests, and can enable users to link up and play together. Online games and apps can provide a fun and social form of entertainment, often encouraging teamwork and cooperation when played with others. There are many ways for users to play games online. This includes free games found on the internet, games or apps on mobile phones and handheld consoles, as well as downloadable and boxed games on PCs and consoles such as the PlayStation, Nintendo Switch or Xbox.

- What do I need to know?
- Need help?
- Hot topics
- Things to do
- Have a conversation



Age Limits and Parental Control

You can set age limits for downloaded apps and media, or restrict access to downloads completely



Cyber-Bullying

“Cyber bullying (also called 'online bullying') is when a person or a group of people uses the internet, email, online games or any other kind of digital technology to threaten, tease, upset or humiliate someone else.”


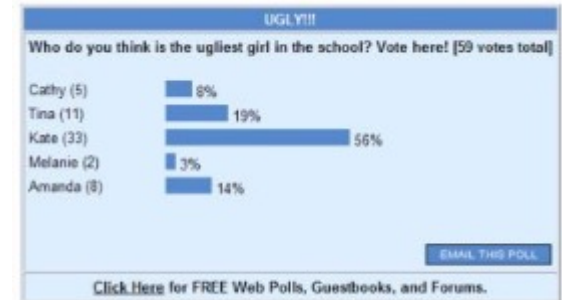
Childline website



What does cyber-bullying look like?

Problems include:

- abusive comments
- rumours and gossip
- voting and polls
- nasty pictures
- threats
- blackmail
- stolen identity



Cyberbullying is using technology devices such as a mobile phone or a social media or private website to deliberately target someone.

Facebook

Hali Carlie wrote on your timeline: You are so worthless why do you even have a Facebook!

Twitter

Hey everyone check out this picture I took of Chris when he wasn't looking... He's so pathetic



Strategies for children and families

It is important that children feel able to talk about cyber-bullying with parents, family members and staff at school. It is vital that their concerns are investigated and that they feel they are being listened to.

- **STOP**

Don't do anything. Take a few minutes to calm down.

- **BLOCK**

Block the cyber-bully or limit all communications to those on your buddy list.

- **TELL**

Tell a trusted adult, you don't have to face this alone.

If parents think that a child in their family is being bullied, online or in person, then they should discuss it with the school as soon as possible.



Children who are involved in cyber-bullying...



Being part of bullying someone

Sometimes children are part of cyberbullying without realising. There can be a lot of pressure from other children to “join in” and it is difficult to stop once you are part of it.


Children should be encouraged to share what they are doing online, how they feel about it, and what their friends are doing.

A 'no blame' approach to discussions might be useful to support children to tell an adult if they know that someone is being bullied online.

Keeping Safe online at school

Your children's school keeps children safe online by:

- Having an internet filter to stop children seeing unsuitable material
- Only allowing access to the Internet when supervised by an adult
- Teaching children how to use the Internet safely using the Kidsmart **SMART** rules and resources
- Asking children to sign an agreement form saying they will follow the e-Safety rules
- Having web links for parents and children on the school website
- Having an **Online Safety policy** for all staff and pupils



VIRGINIA PRIMARY SCHOOL

Pupil Online Safety Policy

Our Vision
We want Virginia Primary School to be a community of happy, confident, motivated lifelong learners. We want our children to be successful citizens who value themselves and each other. Therefore, we are continually striving to ensure that we nurture, challenge and enable each and every one to be the very best they can be in all areas of school life.

Rights Respecting School
We are a Rights Respecting School and this policy supports the following articles from the United Nations on the Convention on the Rights of a Child:

- Article 17
- Article 19
- Article 36
-

Approved by:	Date:
Created on: June 2018	Author: Marion Reilly
Last reviewed on:	By:
Next review due by:	By:

Virginia Primary School - Online Safety for Pupils Policy

Page 1

S SAFE

Keep safe by being careful not to give out personal information when you're chatting or posting online. Personal information includes your email address, phone number and password.

M MEETING

Meeting someone you have only been in touch with online can be dangerous. Only do so with your parents' or carers' permission and even then only when they can be present. Remember online friends are still strangers even if you have been talking to them for a long time.

A ACCEPTING

Accepting emails, IM messages, or opening files, pictures or texts from people you don't know or trust can lead to problems – they may contain viruses or nasty messages!

R RELIABLE

Someone online might lie about who they are and information on the internet may not be true. Always check information with other websites, books or someone who knows. If you like chatting online it's best to only chat to your real world friends and family

T TELL

Tell your parent, carer or a trusted adult if someone or something makes you feel uncomfortable or worried, or if you or someone you know is being bullied online.

Kidsmart

<http://www.kidsmart.org.uk>

What's your favourite thing to do online? Learn more about the internet and being a SMART surfer here!

MOBILES | CHAT | SAFE SCHEDULE | DIGITAL FOOTPRINTS | NET WASTES | GALLERY | COMPETITIONS | NETWORKERS | BRIGHT SITES | MUSIC | GAMES | FILE SHARING | SOCIAL NETWORKING | SKILLS SCHOOL

Make your join hands person and share your advice! Remember meeting up with online friends can be

Some other useful sites:

digizen.org | Parent Mail for Secondary Schools | UK Safer Internet Centre | SOCIAL NETWORKING SITES | THINK KNOW

Council Award for Best Practice Challenge 2009 | Childnet International

© Childnet International 2008. All rights reserved. Site hosted free by Noelting UK

Site Map | Credits | Disclaimer | Privacy | Accessibility | Contact

Keeping safe online at home



You can help keep your family safe online by:

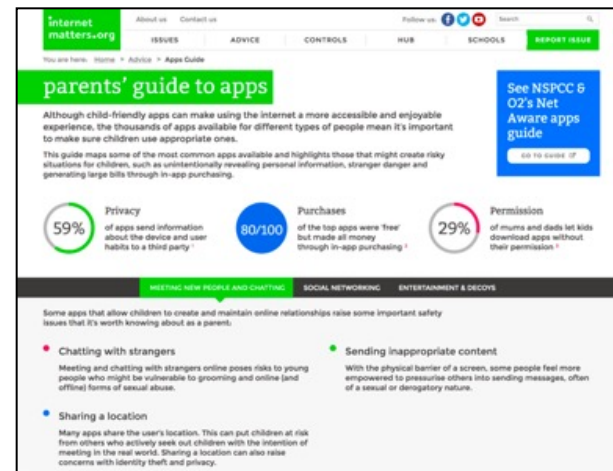
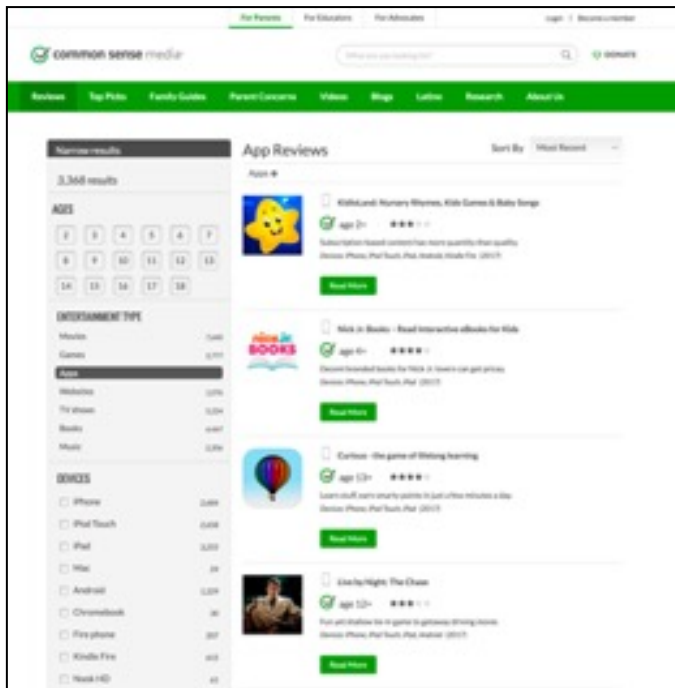
- Finding out what your children do online - and sharing it with them
- Going online together - ask them to teach you
- Making sure internet access is in a shared family room - not a bedroom
- Learning about the Internet, computers, email, online shopping etc
- Setting time limits for being on a computer, game console or mobile phone
- Being clear about your family rules about using the Internet
- Reminding children not to share personal information on the Internet
- Listening to your children if they want to share their experiences or problems
- Taking **cyber-bullying seriously** and supporting your children



What apps are they using?

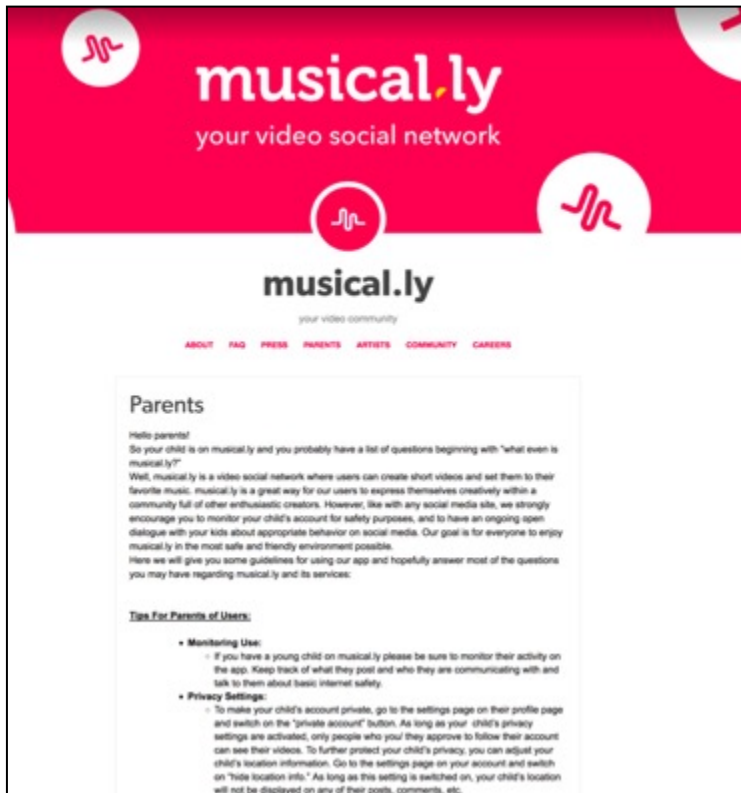
Young people use many different apps, social networks and online games, and it can be hard to keep up!

There are several websites that help parents to find out about different apps. You can search by device, or the name of the app, and get information and guidance about potential dangers, issues and how the app works.



Find out more...

Visit the website of the app your child is using and look for parental guidance, information and support sections



The screenshot shows the musical.ly website with a red header. The main content area is titled "Parents" and includes a "Hello parents!" section with introductory text. Below this is a "Tips For Parents of Users" section with two bullet points: "Monitoring Use" and "Privacy Settings".

musical.ly
your video social network

musical.ly
your video community

[ABOUT](#) [FAQ](#) [PRESS](#) [PARENTS](#) [ARTISTS](#) [COMMUNITY](#) [CAREERS](#)

Parents

Hi! We're parents! So your child is on musical.ly and you probably have a list of questions beginning with "what even is musical.ly?"

Well, musical.ly is a video social network where users can create short videos and set them to their favorite music. musical.ly is a great way for our users to express themselves creatively within a community full of other enthusiastic creators. However, like with any social media site, we strongly encourage you to monitor your child's account for safety purposes, and to have an ongoing open dialogue with your kids about appropriate behavior on social media. Our goal is for everyone to enjoy musical.ly in the most safe and friendly environment possible.

Here we will give you some guidelines for using our app and hopefully answer most of the questions you may have regarding musical.ly and its services:

Tips For Parents of Users:

- **Monitoring Use:**
 - ↳ If you have a young child on musical.ly please be sure to monitor their activity on the app. Keep track of what they post and who they are communicating with and talk to them about basic internet safety.
- **Privacy Settings:**
 - ↳ To make your child's account private, go to the settings page on their profile page and switch on the "private account" button. As long as your child's privacy settings are activated, only people who you they approve to follow their account can see their videos. To further protect your child's privacy, you can adjust your child's location information. Go to the settings page on your account and switch on "hide location info." As long as this setting is switched on, your child's location will not be displayed on any of their posts, comments, etc.



The screenshot shows the Kik website's "Kik's Safety Guide for Parents" page. It features a navigation bar with "ABOUT", "HELP", and "DOWNLOAD" buttons. Below the navigation bar is a menu with "All", "Bots", "Culture", "Insights", "News", "Partners", "Tech", and "Users" options. The main content area is titled "Kik's Safety Guide for Parents" and includes a "Users" section dated February 4, 2016. The text discusses the importance of parental discussion, provides tips from the guide, and explains what Kik is and who can use it.

kik. [ABOUT](#) [HELP](#) [DOWNLOAD](#)

[All](#) [Bots](#) [Culture](#) [Insights](#) [News](#) [Partners](#) [Tech](#) [Users](#)

Kik's Safety Guide for Parents

Users on February 4, 2016

It's important to us that parents discuss social media use with their teens, so we're constantly updating our [Guide for Parents](#) as we add new features and updates to the Kik app.

Here are a few tips from the guide to make sure parents and their teens have the best possible experience on Kik.

What's Kik?

Kik is a messaging app available on [most devices](#). Kik lets you send text, pictures, gifs, videos, and sketches. The app uses your Wi-Fi connection or data plan to send and receive messages.

Who can use Kik?

To register a Kik account, users choose a username, a display name (first and last name), a photo and a password, and provide an email address and their birthday. If the birthday entered is for someone younger than 13, the account won't be registered. Kik users also have the option to enter their phone number.

Other Kik users can see a user's first and last name, username, and profile picture. They cannot see a user's email address, phone number, birthday, or location information.

Safe places for children online

There are a range of places that young people can explore social networks, online games and other activities more safely. They are often moderated or 'watched' by adults to make sure everyone keeps to the rules.

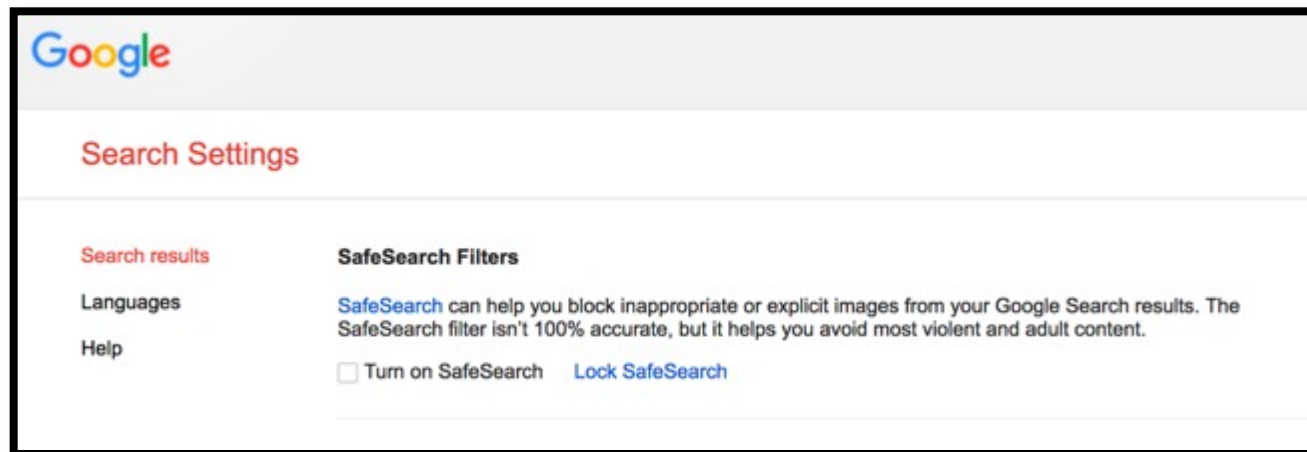
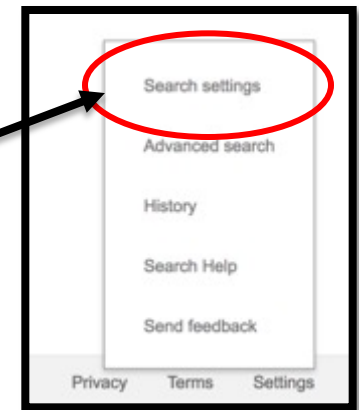
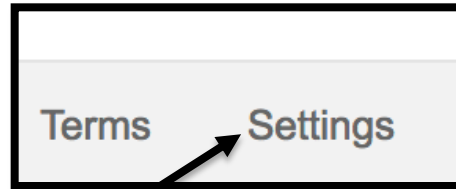
Remember though – young people must still avoid sharing personal information and meeting people they don't know.



Safe Searching

You can make Google safer by using the Safe Search settings.

Setting this up will help to reduce the number of adult and inappropriate websites that come up in a Google search



Parental controls from your Internet Provider

How to use TalkTalk HomeSafe®

HomeSafe® is quick and easy to set up. There's no software to install, and it doesn't slow your computers or devices down. Best of all, it's free, as part of your TalkTalk service.

For instructions on how to use TalkTalk HomeSafe® please click through the below tabs for more information. If you would like to read more about HomeSafe®, take a look at our [HomeSafe® overview](#) for more information.

internet matters.org

Keeping your children safe online matters!

43% of children aged 12-15 own their own tablet. That's why we support Internet Matters.org for all the advice and resource you need to protect your children online.

Find out more

Kids Safe

Homework Time

Virus Alerts

Switching on or off?

Kids Safe is part of our free HomeSafe® package designed to protect children online. We've made this feature easy to control via My Account so you can adjust it to your family's needs.



Award-winning security

Banking, shopping, browsing and more – whatever you love to do online, award-winning security experts F-Secure have the tools to help you do it in confidence, both at home and on the go.



Defend against viruses

With F-Secure SAFE installed on your devices, you get anti-virus protection against malware and phishing scams that try to harm them and steal personal information.



Stop forgetting passwords

F-Secure KEY stores all of your important credentials in one secure and simple-to-use password manager, so you can bank, buy and browse with a minimum of fuss.



Network protection

F-Secure's advanced network checker keeps you away from unsafe websites by checking the safety of any network you connect to, whether you're at home or using a WiFi hotspot.



Parental controls

F-Secure SAFE lets you block access to inappropriate websites and set limits on your kids' screen time. You can even locate, lock and wipe mobile devices from your account.

Virgin Media broadband customers get **F-Secure SAFE and KEY** included at no extra cost for 12 months (normal RRP is £79.99 a year, with no automatic sign up).

BT Parental Controls

haron@haronashid.co.uk edit account >
Account number: 0802557563 log out >

Back to My BT >

Your settings

Parental Controls Off

All BT Parental Controls filters and blocks are currently off. Turn the switch on above to restore your previous settings

Delete BT Parental Controls

BT Parental Controls are currently off. To change to your previously applied settings please Turn On... [Turn ON BT Parental Controls](#)

My EE Shop Help Why EE

Help > Security > Content Lock and Orange Safeguard

CONTENT LOCK AND ORANGE SAFEGUARD

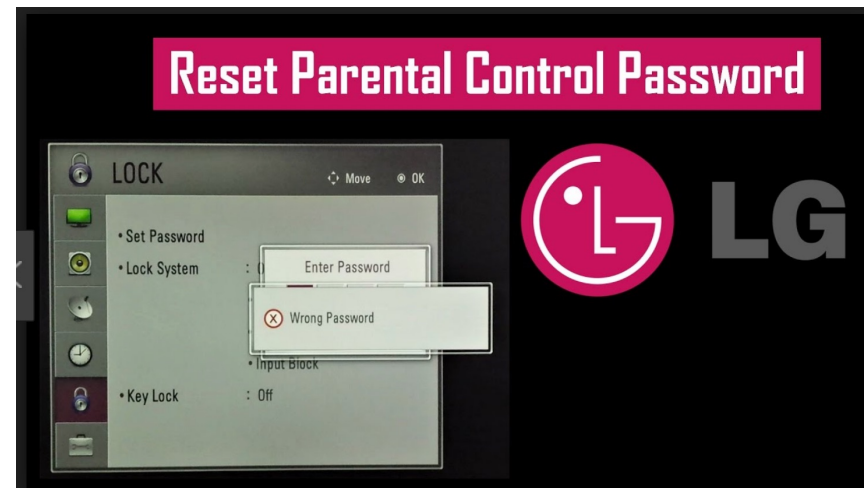
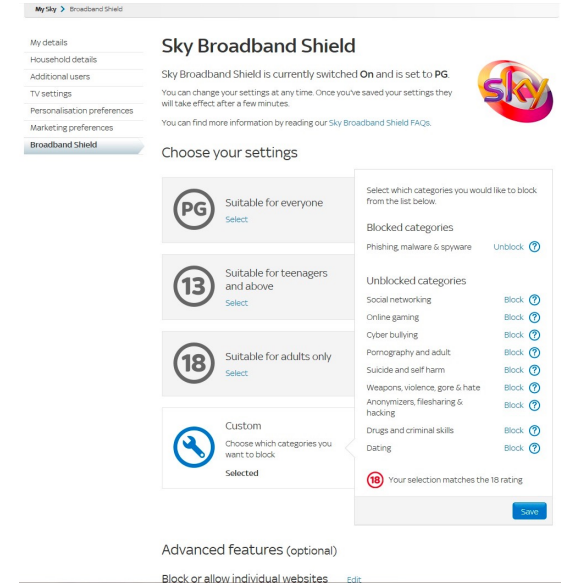
EE Orange T-Mobile

Content Lock on EE helps to keep you and your children safe online by blocking 18-rated content.

We have three settings - **Strict**, **Moderate** and **Off** so you can choose exactly what level of security you'd like.

Please note: All new and existing accounts with Content Lock enabled have the "Moderate" setting applied by default. Content Lock is only activated when you're using our network - not when you're using WiFi.

Locking your smart TV



Getting Help



Parents and Carers

Welcome parents and carers! In this section you will find all the information you need to keep your child safe online.

Whether you're puzzled by parental controls or would like to know more about gaming, this section can help. We all know that it can sometimes be challenging to keep up to speed with what children and young people are doing online. Luckily on this site you'll find a whole host of useful ways to keep your child safe.

Essential advice:



Parents: Supporting Young People Online (Leaflets)

[What do I need to know?](#)

[Need help?](#)

[Hot topics](#)

[Things to do](#)

[Have a conversation](#)


Hot topics...

[Parental controls](#)

[Gaming](#)

Your guide to the social networks your kids use

Stay up to date and keep your child safe in today's digital world




2 May 2018

Fortnite: all you need to know

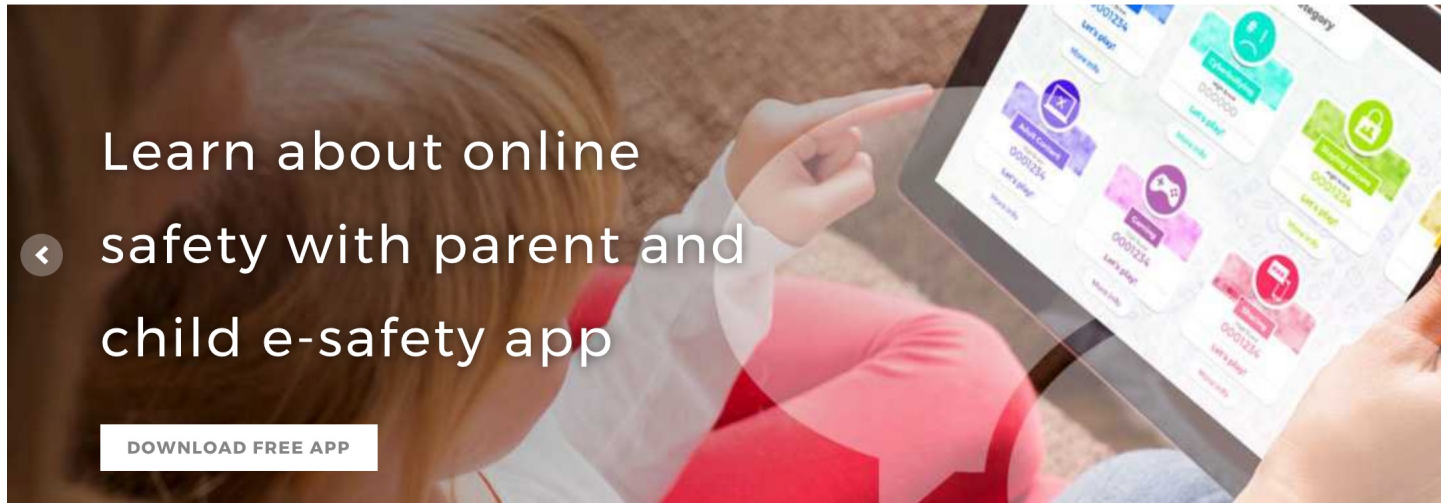
Sign up to our newsletter to hear about new social networks, apps and games

Sign up now

Most Popular



Helping parents keep their children safe online



What age specific advice is available for my child?

Whatever their age, we can help you to find out more about what your children might be doing online and give you some simple, practical and easy advice on the steps you can take as a parent to keep them as safe as possible.




0-5

READ THE GUIDE



6-10

READ THE GUIDE



11-13

READ THE GUIDE



14+


READ THE GUIDE

Useful links on the school website



Virginia Primary School

Nurturing, challenging and enabling each and every pupil



Home News & Dates Our School Information Inclusion Wellbeing Early Years Curriculum Classes Parent & Family Governors Contact Us

Staying Safe Online

These websites have information, games and activities to help you learn how to keep safe online.

Childnet: Get SMART
<https://www.childnet.com/young-people/primary/get-smart>

Childnet: Get Answers
<https://www.childnet.com/young-people/primary/get-answers>

Childnet: Get Help
<https://www.childnet.com/young-people/primary/get-help>

Google Interland: Be Internet Awesome
https://beinternetawesome.withgoogle.com/en_us/interland

CBBC Stay Safe
www.bbc.co.uk/cbbc/findoutmore/stay-safe-facts

BBC OWN IT
<https://www.bbc.com/ownit>

The Adventures of Kara and Winston and the SMART CREW
<https://www.childnet.com/resources/the-adventures-of-kara-winston-and-crew>




Think U Know: Band Runner Game
https://www.thinkuknow.co.uk/8_10/

Hectors World Video Playlist (You Tube)
<https://www.youtube.com/watch?v=d2kbDhmq4B4&list=PLYz9cUNsvp9QfZjsos84ZrmFeKfyB>

Common Sense Media Digital Passport Games
<https://www.common sense.org/education/digital-passport>

DigiDuck Story for KS1
<http://www.childnet.com/ufiles/DigiDuck-eBook.pdf>

Digizen for Kids
<http://www.digizen.org/kids>



Virginia Primary School

Nurturing, challenging and enabling each and every pupil



Home News & Dates Our School Information Inclusion Wellbeing Early Years Curriculum Classes Parent & Family Governors Contact Us

Online Safety for Parents and Families

Reporting Online Safety Concerns

Our pupils are encouraged to be supervised when accessing online materials. Ensure children know to talk to a responsible adult if they ever feel uneasy or someone has acted inappropriately. Their responsible adult may be their parent/carer or class teacher.

If parents/carers have an online safety concern, or someone has acted inappropriately towards your child online, report it. You are encouraged to call the school to speak to a member of the senior leadership team (Barbara, Amanda, Salma or Lydia) or email admin@virginia.towerhamlets.sch.uk with any concerns you may have as soon as it occurs.

In addition, you can also report it to CEOP, the Child Exploitation and Online Protection Centre.



Other resources

